

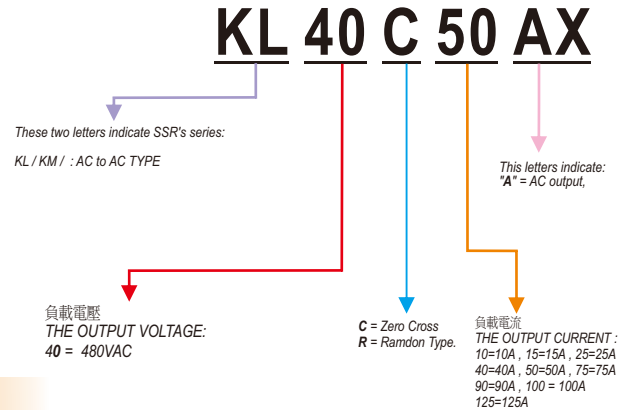
固態繼電器 SOLID STATE RELAY

KL40C50AX
KL40C75AX
KL40C90AX
KL40C100AX
KL40C125AX

KL40 (AC-AC) SERIES



型號索引說明 Model No. Descriptions:



產品摘錄 PRODUCT SELECTON

輸出規格 OUTPUT SPECIFICATIONS

品名	Description	KL40C50AX	KL40C75AX	KL40C90AX	KL40C100AX	KL40C125AX
負載電壓範圍	Operating Voltage [VAC]	48-480VAC	48-480VAC	48-480VAC	48-480VAC	48-480VAC
最大負載電流	Maximum Load Current [A]	50A	75A	90A	100A	125A
破壞電壓	Maximum Transient Overvoltage [Vpk]	1200	1200	1200	1200	1200
洩漏電流	Maximum Off-State Leakage Current @Rated Voltage [mA]	3mA	3mA	3mA	3mA	3mA
最大瞬間承受電流	Maximum Surge Current [Aac] (10ms)	500A	750A	900A	1000A	1250A
動作壓降	Maximum On-State Voltage Drop @ Rated Current [VACrms]	1.5	1.5	1.5	1.5	1.5
瞬間電壓變化率	Maximum Off-State dv/dt [V/uSEC]	1000	1000	1000	1000	1000

輸入規格 INPUT SPECIFICATIONS

品名	Description	KL40C50AX	KL40C75AX	KL40C90AX	KL40C100AX	KL40C125AX
控制電壓範圍	Control Voltage Range	80-280VAC	80-280VAC	80-280VAC	80-280VAC	80-280VAC
最小導通電壓	Minimum Turn-on Voltage	80	80	80	80	80
最大關斷電壓	Maximum Turn-off Voltage	10	10	10	10	10
輸入電流	Typical Input Current	15mA	15mA	15mA	15mA	15mA
最大動作時間	Maximum Turn-on Time [mSec]	8.3m Sec	8.3m Sec	8.3m Sec	8.3m Sec	8.3m Sec
最大關斷時間	Maximum Turn-off Time [mSec]	Less 1/2AC cycle	Less 1/2AC cycle	Less 1/2AC cycle	Less 1/2AC cycle	Less 1/2AC cycle

一般規格 GENERAL SPECIFICATIONS

品名	Description	KL40C50AX	KL40C75AX	KL40C90AX	KL40C100AX	KL40C125AX
輸入/輸出至外殼絕緣電壓	Dielectric Strength, Input-Output Base (50/60Hz)	2500	2500	2500	2500	2500
輸入/輸出絕緣電壓	Dielectric Strength, Input-Output (50/60Hz)	2500	2500	2500	2500	2500
絕緣電阻	Minimum Insulation Resistance	10 ⁹ ohm	10 ⁹ ohm	10 ⁹ ohm	10 ⁹ ohm	10 ⁹ ohm
輸入-輸出容抗	Maximum Capacitance, Input-Output	15pf	15pf	15pf	15pf	15pf
工作溫度範圍	Ambient Operating Temperature Range	-20°C~+80°C	-20°C~+80°C	-20°C~+80°C	-20°C~+80°C	-20°C~+80°C
儲存溫度範圍	Ambient Storage Temperature Range	-40°C~+100°C	-40°C~+100°C	-40°C~+100°C	-40°C~+100°C	-40°C~+100°C
觸發方式	Switching Type	Zero Cross	Zero Cross	Zero Cross	Zero Cross	Zero Cross
重量	Weight (g)	100g	100g	100g	100g	100g

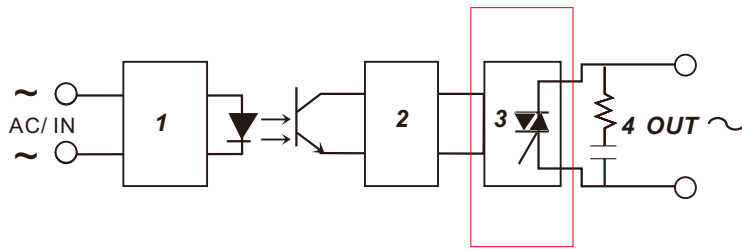
GENERAL NOTES

- (1) All parameters at 25°C unless otherwise specified
- (2) Dielectric strength and insulation resistance are measured between input and output
- (3) Heat sinking require, for derating curves see next page.

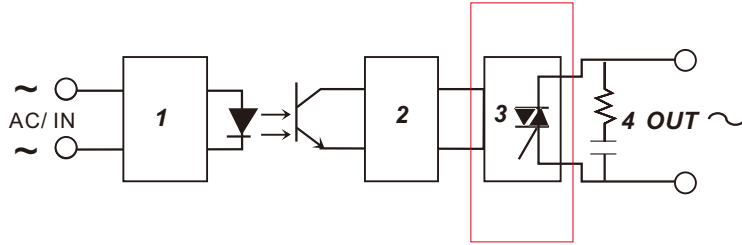
Do not forget to visit us at : www.kyotto.com
Copyright ©2018 KYOTTO Inc. Specifications subject to change without notice.

KYOTTO[®]
SOLID STATE RELAY

等效電路圖 EQUIVALENT CIRCUIT

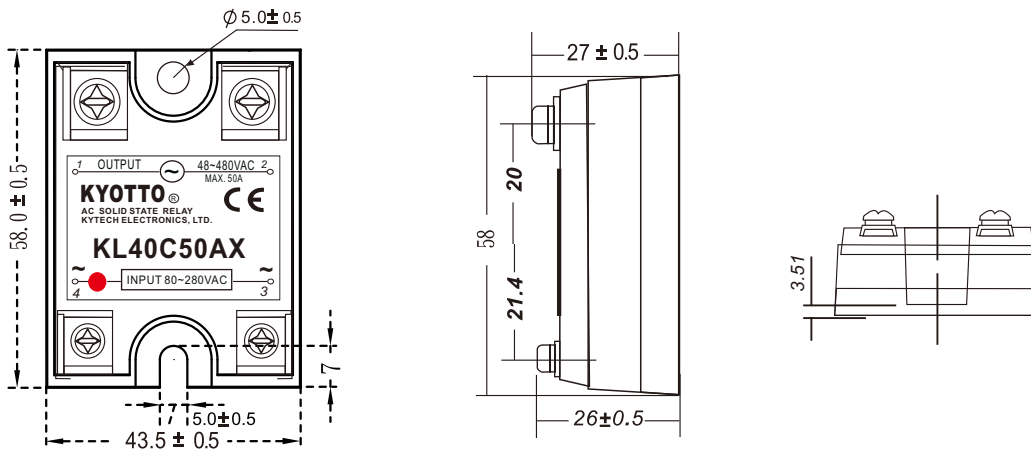


- 1.INPUT CIRCUIT
- 2.PHOTO DETECTOR
- 3.ZERO-CROSS CIRCUIT
- 4.OUTPUT CIRCUIT
- 5.PROTECTED CIRCUIT

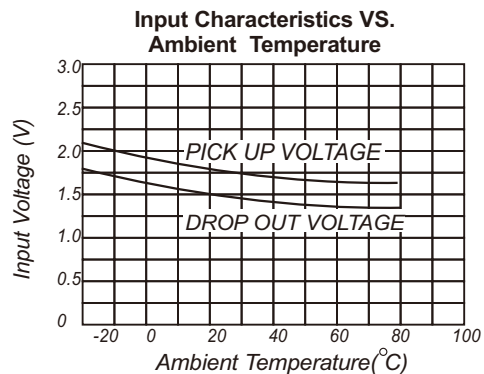
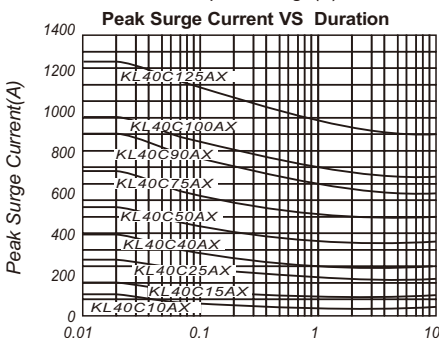
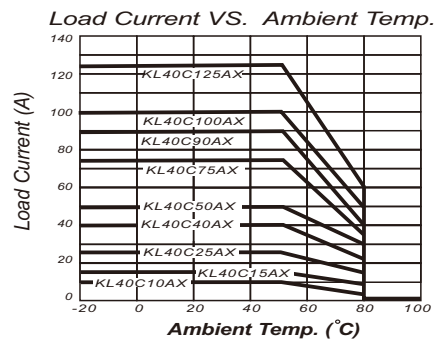
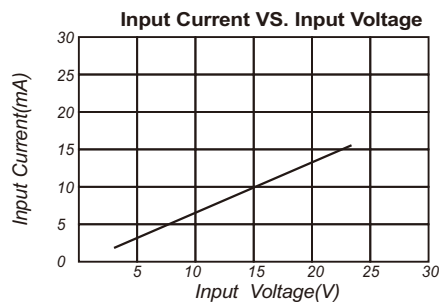


- 1.INPUT CIRCUIT
- 2.PHOTO DETECTOR
- 3.RANDOM SWITCHING
- 4.OUTPUT CIRCUIT
- 5.PROTECTED CIRCUIT

外觀尺寸圖 MECHANICAL DIMENSIONS (Unit:mm)



特性曲線圖 CHARACTERISTIC CURVES



GENERAL NOTES

- (1) All parameters at 25°C unless otherwise specified
- (2) Dielectric strength and insulation resistance are measured between input and output
- (3) Heat sinking require ,for derating curves see next page.

Do not forget to visit us at : www.kyotto.com

Copyright ©2018 KYOTTO Inc. Specifications subject to change without notice.