

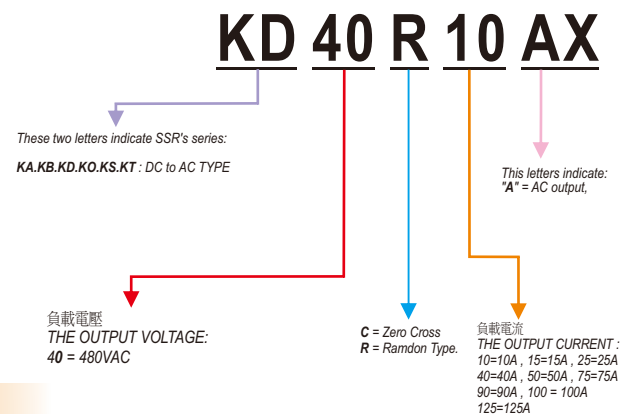
固態繼電器 SOLID STATE RELAY

KD40R10AX
KD40R15AX
KD40R25AX
KD40R40AX

KD40 R(DC-AC) SERIES



型號索引說明 Model No. Descriptions:



產品摘錄 PRODUCT SELECTON

輸出規格 OUTPUT SPECIFICATIONS

品名	Description	KD40R10AX	KD40R15AX	KD40R25AX	KD40R40AX
負載電壓範圍	Operating Voltage [VAC]	48-480VAC	48-480VAC	48-480VAC	24-280VAC
最大負載電流	Maximum Load Current [A]	10A	15A	25A	40A
破壞電壓	Maximum Transient Overvoltage [Vpk]	1200	1200	1200	1200
洩漏電流	Maximum Off-State Leakage Current @Rated Voltage [mA]	Less 3mA	Less 3mA	Less 3mA	Less 3mA
最大瞬間承受電流	Maximum Surge Current [Adc](10ms)	100A	150A	250A	400A
動作壓降	Maximum On-State Voltage Drop @ Rated Current [VACrms]	1.5	1.5	1.5	1.5
瞬間電壓變化率	Maximum Off-State dV/dt [V/uSEC]	1000	1000	1000	1000

輸入規格 INPUT SPECIFICATIONS

品名	Description	KD40R10AX	KD40R15AX	KD40R25AX	KD40R40AX
控制電壓範圍	Control Voltage Range	4-32VDC	4-32VDC	4-32VDC	4-32VDC
最小導通電壓	Minimum Turn-on Voltage	3.0	3.0	3.0	3.0
最大關斷電壓	Maximum Turn-off Voltage	1.0	1.0	1.0	1.0
輸入電流	Typical Input Current	15mA	15mA	15mA	15mA
最大動作時間	Maximum Turn-on Time [mSec]	8.3m Sec	8.3m Sec	8.3m Sec	8.3m Sec
最大關斷時間	Maximum Turn-off Time [mSec]	Less 1/2AC cycle	Less 1/2AC cycle	Less 1/2AC cycle	Less 1/2AC cycle

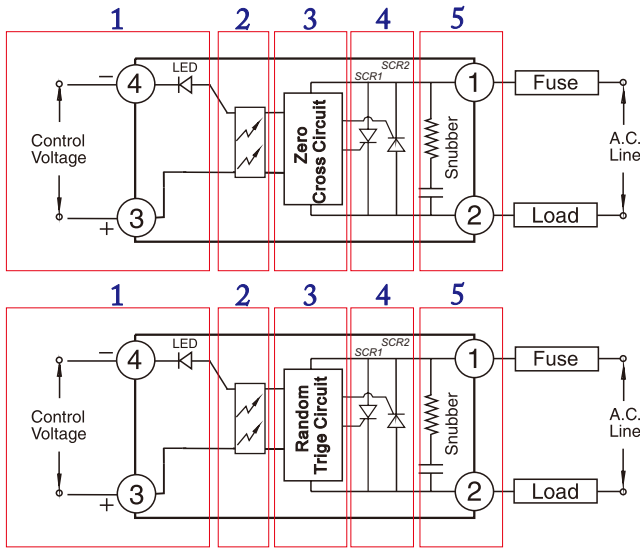
一般規格 GENERAL SPECIFICATIONS

品名	Description	KD40R10AX	KD40R15AX	KD40R25AX	KD40R40AX
輸入/輸出至外殼絕緣電壓	Dielectric Strength , Input-Output Base (50/60Hz)	2500	2500	2500	2500
輸入/輸出絕緣電壓	Dielectric Strength , Input-Output (50/60Hz)	2500	2500	2500	2500
絕緣電阻	Minimum Insulation Resistance	10 ⁹ ohm	10 ⁹ ohm	10 ⁹ ohm	10 ⁹ ohm
輸入-輸出容抗	Maximum Capacitance , Input-Output	Less 15pf	Less 15pf	Less 15pf	Less 15pf
工作溫度範圍	Ambient Operating Temperature Range	-20°C~+80°C	-20°C~+80°C	-20°C~+80°C	-20°C~+80°C
儲存溫度範圍	Ambient Storage Temperature Range	-40°C~+100°C	-40°C~+100°C	-40°C~+100°C	-40°C~+100°C
觸發方式	Switching Type	Random Switching	Random Switching	Random Switching	Random Switching
重量	Weight (g)	100g	100g	100g	100g

GENERAL NOTES

- (1) All parameters at 25°C unless otherwise specified
- (2) Dielectric strength and insulation resistance are measured between input and output
- (3) Heat sinking require ,for derating curves see next page.

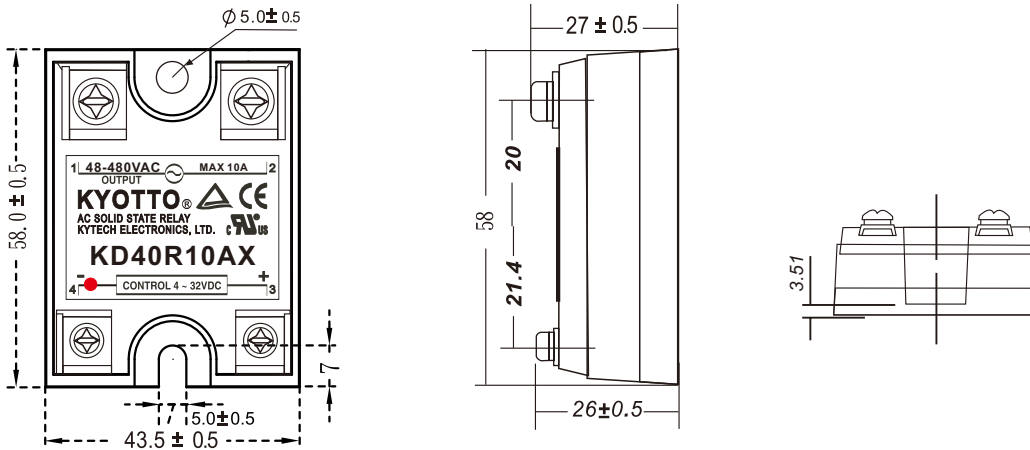
等效電路圖 EQUIVALENT CIRCUIT



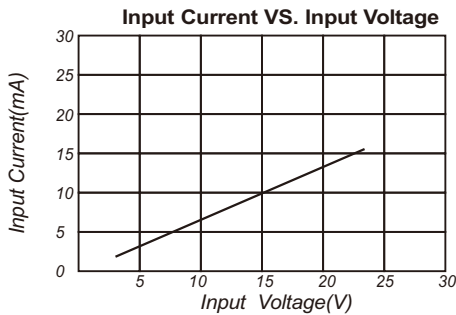
- 1.INPUT CIRCUIT
- 2.PHOTO DETECTOR
- 3.**ZERO CROSS CIRCUIT**
- 4.OUTPUT CIRCUIT
- 5.PROTECTED CIRCUIT

- 1.INPUT CIRCUIT
- 2.PHOTO DETECTOR
- 3.**RANDOM SWITCHING**
- 4.OUTPUT CIRCUIT
- 5.PROTECTED CIRCUIT

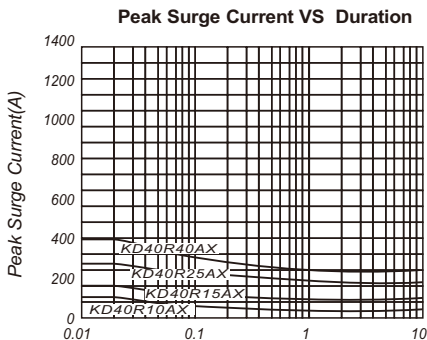
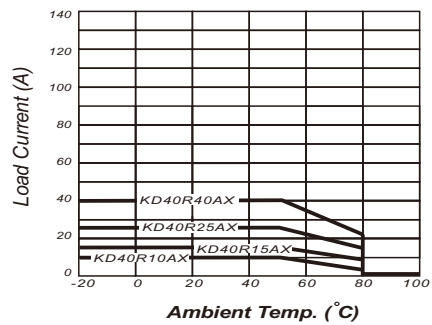
外觀尺寸圖 MECHANICAL DIMENSIONS (Unit:mm)



特性曲線圖 CHARACTERISTIC CURVES



Load Current VS. Ambient Temp.



Input Characteristics VS. Ambient Temperature

