

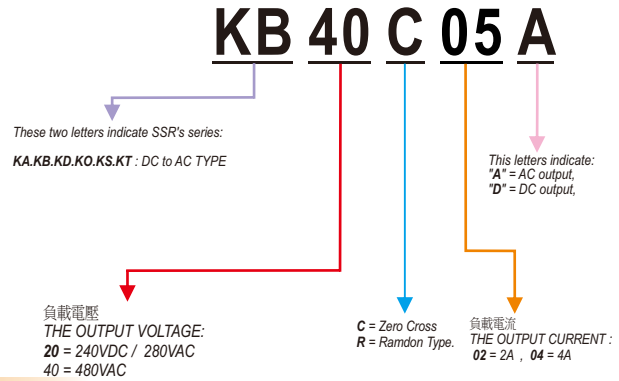
固態繼電器 SOLID STATE RELAY

KB40C02A
KB40C03A
KB40C04A
KB40C05A
KB40C06A

KB40C SERIES



型號索引說明 Model No. Descriptions:



產品摘錄 PRODUCT SELECTON

輸出規格 OUTPUT SPECIFICATIONS

| 品名 | Description | KB40C02A | KB40C03A | KB40C04A | KB40C05A | KB40C06A |
|----------|--|-----------|-----------|-----------|-----------|-----------|
| 負載電壓範圍 | Operating Voltage [VAC] | 24-480VAC | 24-480VAC | 24-480VAC | 24-480VAC | 24-480VAC |
| 最大負載電流 | Maximum Load Current [A] | 2A | 3A | 4A | 5A | 6A |
| 破壞電壓 | Maximum Transient Overvoltage [Vpk] | 1200 | 1200 | 1200 | 1200 | 1200 |
| 洩露電流 | Maximum Off-State Leakage Current @Rated Voltage [mA] | Less 3mA | Less 3mA | Less 3mA | Less 3mA | Less 3mA |
| 最大瞬間承受電流 | Maximum Surge Current [Adc] (10ms) | 20A | 30A | 40A | 50A | 60A |
| 動作壓降 | Maximum On-State Voltage Drop @ Rated Current [VACrms] | 1.5 | 1.5 | 1.5 | 1.5 | 1.5 |
| 瞬間電壓變化率 | Maximum Off-State dV/dt [V/uSEC] | 200 | 200 | 200 | 200 | 200 |

輸入規格 INPUT SPECIFICATIONS

| 品名 | Description | KB40C02A | KB40C03A | KB40C04A | KB40C05A | KB40C06A |
|--------|------------------------------|------------------|------------------|------------------|------------------|------------------|
| 控制電壓範圍 | Control Voltage Range | 3-32VDC | 3-32VDC | 3-32VDC | 3-32VDC | 3-32VDC |
| 最小導通電壓 | Minimum Turn-on Voltage | 3.0 | 3.0 | 3.0 | 3.0 | 3.0 |
| 最大關斷電壓 | Maximum Turn-off Voltage | 1.0 | 1.0 | 1.0 | 1.0 | 1.0 |
| 輸入電流 | Typical Input Current | 15mA | 15mA | 15mA | 15mA | 15mA |
| 最大動作時間 | Maximum Turn-on Time [mSec] | 2m Sec | 2m Sec | 2m Sec | 2m Sec | 2m Sec |
| 最大關斷時間 | Maximum Turn-off Time [mSec] | Less 1/2AC cycle | Less 1/2AC cycle | Less 1/2AC cycle | Less 1/2AC cycle | Less 1/2AC cycle |

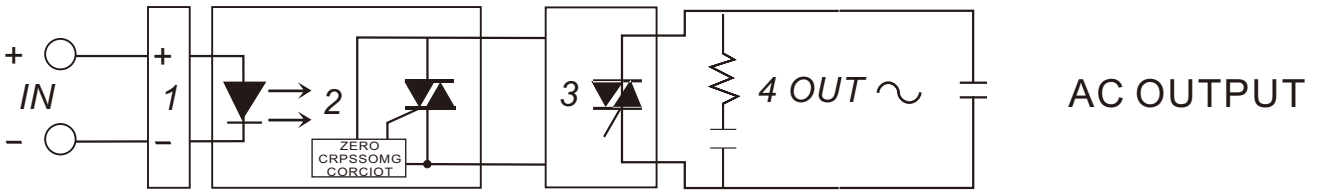
一般規格 GENERAL SPECIFICATIONS

| 品名 | Description | KB40C02A | KB40C03A | KB40C04A | KB40C05A | KB40C06A |
|--------------|---|---------------------|---------------------|---------------------|---------------------|---------------------|
| 輸入/輸出至外殼絕緣電壓 | Dielectric Strength , Input-Output Base (50/60Hz) | - | - | - | - | - |
| 輸入/輸出絕緣電壓 | Dielectric Strength , Input-Output (50/60Hz) | 2500 | 2500 | 2500 | 2500 | 2500 |
| 絕緣電阻 | Minimum Insulation Resistance | 10 ⁹ ohm | 10 ⁹ ohm | 10 ⁹ ohm | 10 ⁹ ohm | 10 ⁹ ohm |
| 輸入-輸出容抗 | Maximum Capacitance , Input-Output | Less 15pf | Less 15pf | Less 15pf | Less 15pf | Less 15pf |
| 工作溫度範圍 | Ambient Operating Temperature Range | -20°C~+80°C | -20°C~+80°C | -20°C~+80°C | -20°C~+80°C | -20°C~+80°C |
| 儲存溫度範圍 | Ambient Storage Temperature Range | -40°C~+100°C | -40°C~+100°C | -40°C~+100°C | -40°C~+100°C | -40°C~+100°C |
| 觸發方式 | Switching Type | Zero Cross | Zero Cross | Zero Cross | Zero Cross | Zero Cross |
| 重量 | Weight (g) | 12g | 12g | 12g | 12g | 12g |

GENERAL NOTES

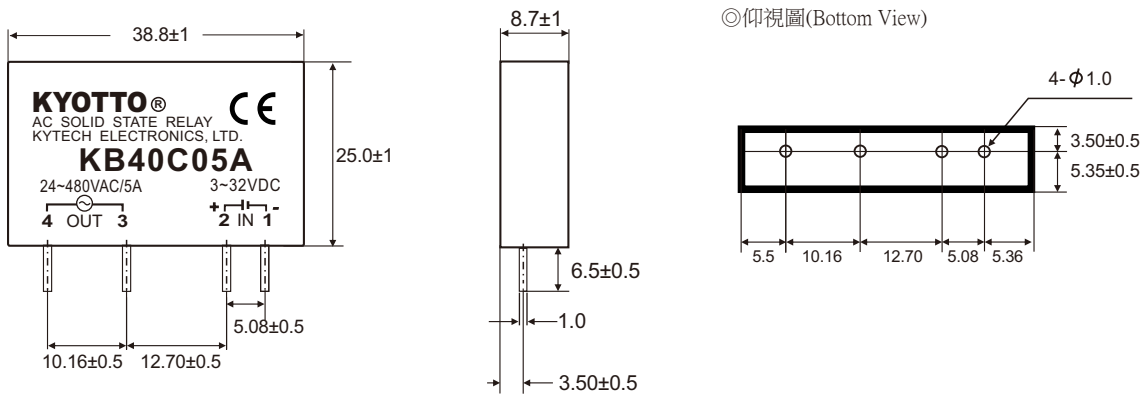
- (1) All parameters at 25°C unless otherwise specified
- (2) Dielectric strength and insulation resistance are measured between input and output
- (3) Heat sinking require ,for derating curves see next page.

等效電路圖 EQUIVALENT CIRCUIT



- 1.INPUT CIRCUIT
- 2.ZERO-CROSS CIRCUIT
- 3.OUTPUT CIRCUIT
- 4.PROTECTED CIRCUIT

外觀尺寸圖 MECHANICAL DIMENSIONS (Unit:mm)



特性曲線圖 CHARACTERISTIC CURVES

