

三相固態繼電器 3 PHASE SOLID STATE RELAY

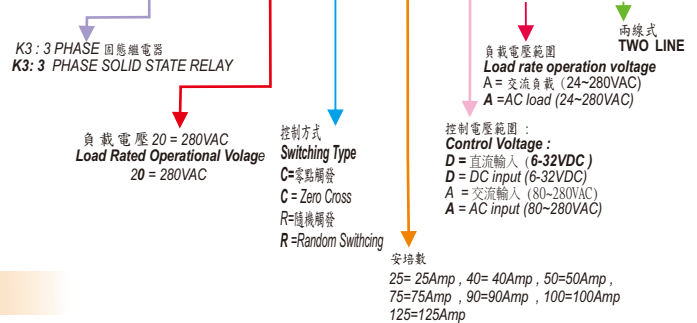
K3P20C25DA-2L
K3P20C40DA-2L
K3P20C50DA-2L
K3P20C75DA-2L
K3P20C90DA-2L

K3P20C- DA-2L SERIES



型號索引說明 Model No. Descriptions:

K3P 20 C 25 D A - 2L



產品摘錄 PRODUCT SELECTON

輸出規格 OUTPUT SPECIFICATIONS

品名	Description	K3P20C25DA-2L	K3P20C40DA-2L	K3P20C50DA-2L	K3P20C75DA-2L	K3P20C90DA-2L
最大負載電流 (25°C)	Max Load Current (25°C)	25A	40A	50A	75A	90A
負載電壓範圍	Operating Voltage [VAC]	24-280	24-280	24-280	24-280	24-280
破壞電壓	Maximum Transient Overvoltage [Vpk]	600	600	600	600	600
洩露電流	Maximum Off-State Leakage Current @Rated Voltage [mA]	Less 10mA	Less 10mA	Less 10mA	Less 10mA	Less 10mA
最大瞬間承受電流	Maximum Surge Current [A] (10ms)	250A	400A	500A	750A	900A
動作壓降	Maximum On-State Voltage Drop @ Rated Current [V]	1.5	1.5	1.5	1.5	1.5
瞬間電壓變化率	Maximum Off-State dv/dt [V/uSec]	500	500	500	500	500

輸入規格 INPUT SPECIFICATIONS

品名	Description	K3P20C25DA-2L	K3P20C40DA-2L	K3P20C50DA-2L	K3P20C75DA-2L	K3P20C90DA-2L
控制電壓範圍	Control Voltage Range	5-32VDC	5-32VDC	5-32VDC	5-32VDC	5-32VDC
最小導通電壓	Minimum Turn-on Voltage	4.5VDC	4.5VDC	4.5VDC	4.5VDC	4.5VDC
最小關斷電壓	Minimum Turn-off Voltage	1VDC	1VDC	1VDC	1VDC	1VDC
輸入洩漏電流	Leakage Current	15mA	15mA	15mA	15mA	15mA
最大動作時間	Maximum Turn-on Time [msec]	Less 8.3m Sec	Less 8.3m Sec	Less 8.3m Sec	Less 8.3m Sec	Less 8.3m Sec
最大關斷時間	Maximum Turn-off Time [msec]	Less 1/2AC cycle	Less 1/2AC cycle	Less 1/2AC cycle	Less 1/2AC cycle	Less 1/2AC cycle

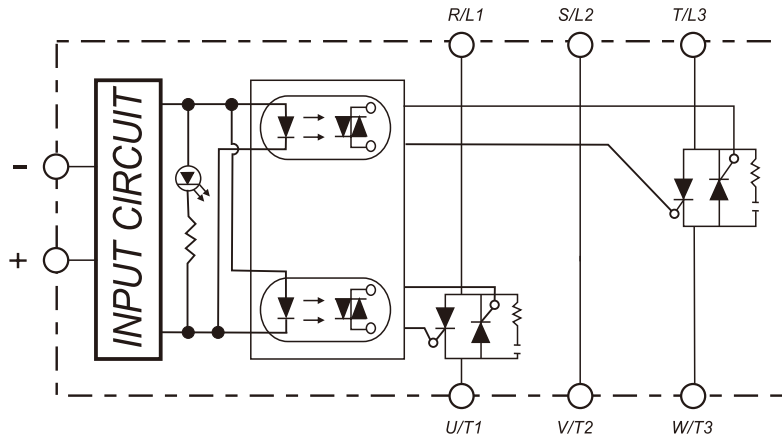
一般規格 GENERAL SPECIFICATIONS

品名	Description	K3P20C25DA-2L	K3P20C40DA-2L	K3P20C50DA-2L	K3P20C75DA-2L	K3P20C90DA-2L
輸入/輸出至外殼絕緣電壓	Dielectric Strength, Input-Output Base (50/60Hz)	4000	4000	4000	4000	4000
輸入/輸出絕緣電壓	Dielectric Strength, Input-Output (50/60Hz)	4000	4000	4000	4000	4000
絕緣電阻	Minimum Insulation Resistance	10 ⁹ ohm	10 ⁹ ohm	10 ⁹ ohm	10 ⁹ ohm	10 ⁹ ohm
工作溫度範圍	Ambient Operating Temperature Range	-20°C~+80°C	-20°C~+80°C	-20°C~+80°C	-20°C~+80°C	-20°C~+80°C
儲存溫度範圍	Ambient Storage Temperature Range	-40°C~+100°C	-40°C~+100°C	-40°C~+100°C	-40°C~+100°C	-40°C~+100°C
觸發方式	Switching Type	Zero Cross	Zero Cross	Zero Cross	Zero Cross	Zero Cross
重量	Weight (g) +/- 50g	400g	400g	400g	400g	400g

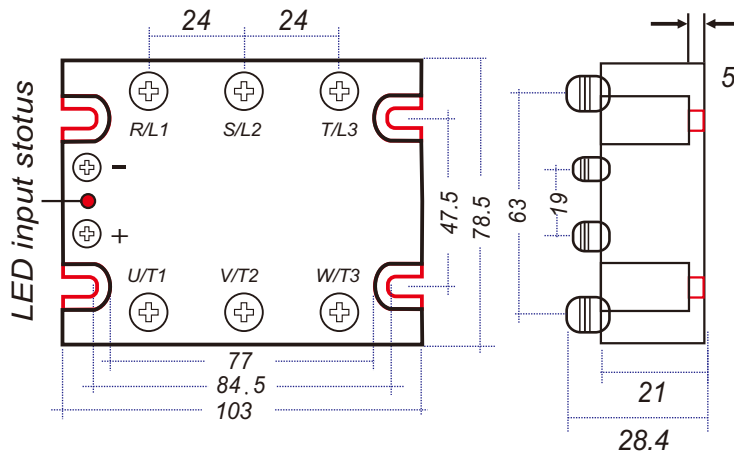
GENERAL NOTES

- (1) All parameters at 25°C unless otherwise specified
- (2) Dielectric strength and insulation resistance are measured between input and output
- (3) Heat sinking require ,for derating curves see next page.

等效電路圖 EQUIVALENT CIRCUIT

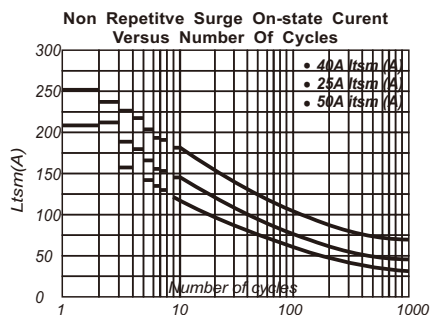
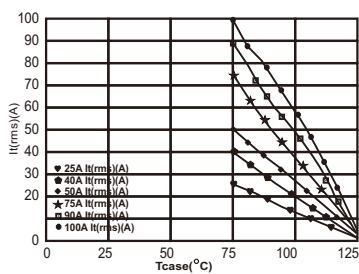


外觀尺寸圖 MECHANICAL DIMENSIONS (Unit:mm)



特性曲線圖 CHARACTERISTIC CURVES

Characteristics curve
RMS On-state Current Versus Case Temperature



應用範例 EXAMPLE APPLICATION

Example of 3 Φ SSR Application

