

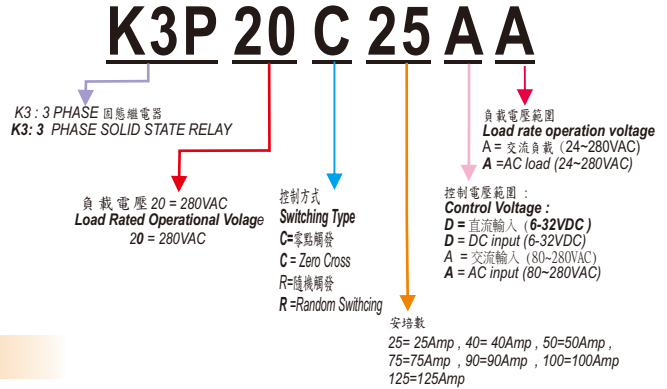
# 三相固態繼電器 3 PHASE SOLID STATE RELAY

K3P20C25AA  
K3P20C40AA  
K3P20C50AA  
K3P20C75AA  
K3P20C90AA

K3P20C25~90AA SERIES



型號索引說明 Model No. Descriptions:



## 產品摘錄 PRODUCT SELECTON

### 輸出規格 OUTPUT SPECIFICATIONS

品名	Description	K3P20C25AA	K3P20C40AA	K3P20C50AA	K3P20C75AA	K3P20C90AA
最大負載電流 (25°C)	Max Load Current (25°C)	25A	40A	50A	25A	90A
負載電壓範圍	Operating Voltage [VAC]	24-280	24-280	24-280	24-280	24-280
破壞電壓	Maximum Transient Overvoltage [Vpk]	600	600	600	600	600
洩露電流	Maximum Off-State Leakage Current @Rated Voltage [mA]	Less 10mA	Less 10mA	Less 10mA	Less 10mA	Less 10mA
最大瞬間承受電流	Maximum Surge Current [Aac] (10ms)	250A	400A	500A	750A	900A
動作壓降	Maximum On-State Voltage Drop @ Rated Current [Vdc]	1.5	1.5	1.5	1.5	1.5
瞬間電壓變化率	Maximum Off-State dv/dt [V/us]	500	500	500	500	500

### 輸入規格 INPUT SPECIFICATIONS

品名	Description	K3P20C25AA	K3P20C40AA	K3P20C50AA	K3P20C75AA	K3P20C90AA
控制電壓範圍	Control Voltage Range	80-280VAC	80-280VAC	80-280VAC	80-280VAC	80-280VAC
最小導通電壓	Minimum Turn-on Voltage	80VAC	80VAC	80VAC	80VAC	80VAC
最大關斷電壓	Maximum Turn-off Voltage	10VAC	10VAC	10VAC	10VAC	10VAC
輸入電流	Typical Input Current	15mA	15mA	15mA	15mA	15mA
最大動作時間	Maximum Turn-on Time [msec]	8.3m Sec	8.3m Sec	8.3m Sec	8.3m Sec	8.3m Sec
最大關斷時間	Maximum Turn-off Time [msec]	1/2AC cycle	1/2AC cycle	1/2AC cycle	1/2AC cycle	1/2AC cycle

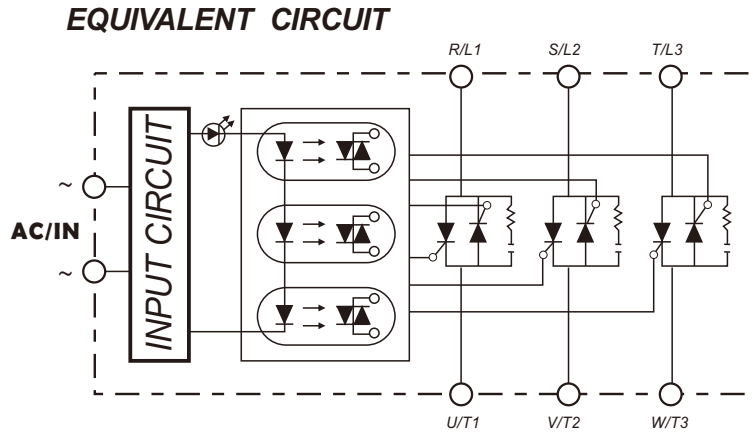
### 一般規格 GENERAL SPECIFICATIONS

品名	Description	K3P20C25AA	K3P20C40AA	K3P20C50AA	K3P20C75AA	K3P20C90AA
輸入/輸出至外殼絕緣電壓	Dielectric Strength, Input-Output Base (50/60Hz)	4000	4000	4000	4000	4000
輸入/輸出絕緣電壓	Dielectric Strength, Input-Output (50/60Hz)	4000	4000	4000	4000	4000
絕緣電阻	Minimum Insulation Resistance	10 <sup>9</sup> ohm	10 <sup>9</sup> ohm	10 <sup>9</sup> ohm	10 <sup>9</sup> ohm	10 <sup>9</sup> ohm
工作溫度範圍	Ambient Operating Temperature Range	-20°C~+80°C	-20°C~+80°C	-20°C~+80°C	-20°C~+80°C	-20°C~+80°C
儲存溫度範圍	Ambient Storage Temperature Range	-40°C~+100°C	-40°C~+100°C	-40°C~+100°C	-40°C~+100°C	-40°C~+100°C
觸發方式	Switching Type	Zero Cross	Zero Cross	Zero Cross	Zero Cross	Zero Cross
重量	Weight (g) +/- 50g	400g	400g	400g	400g	400g

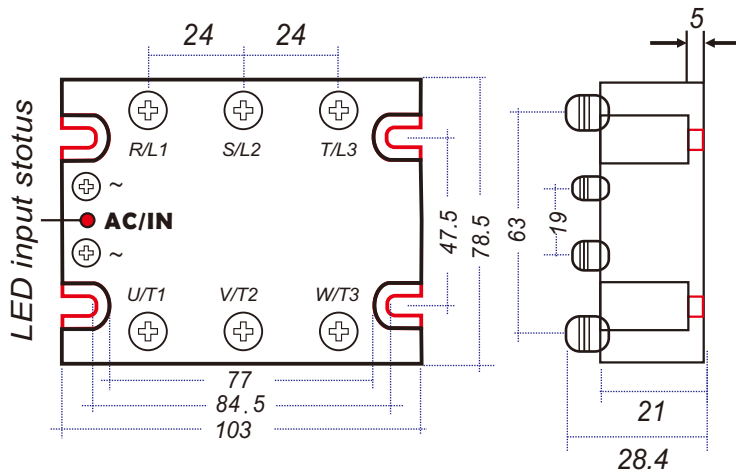
### GENERAL NOTES

- (1) All parameters at 25°C unless otherwise specified
- (2) Dielectric strength and insulation resistance are measured between input and output
- (3) Heat sinking require, for derating curves see next page.

等效電路圖 EQUIVALENT CIRCUIT

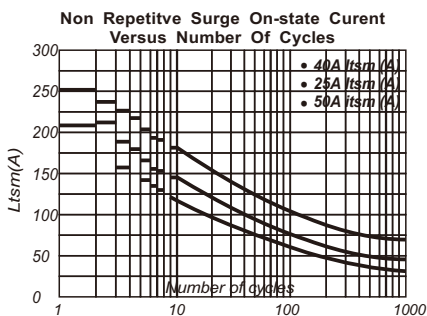
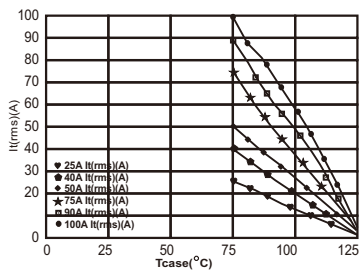


外觀尺寸圖 MECHANICAL DIMENSIONS (Unit:mm)



特性曲線圖 CHARACTERISTIC CURVES

Characteristics curve  
RMS On-state Current Versus Case Temperature



應用範例 EXAMPLE APPLICATION

