


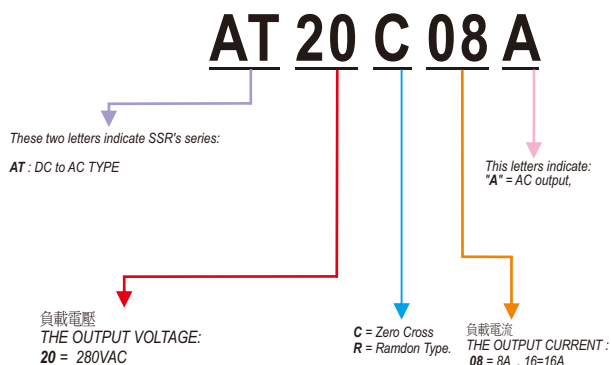
# 固態繼電器 SOLID STATE RELAY

AT20C08A      AT20R08A  
AT20C16A      AT20R16A

## AT20 SERIES



### 型號索引說明 Model No. Descriptions:



## 產品摘錄 PRODUCT SELECTON

### 輸出規格 OUTPUT SPECIFICATIONS

品名	Description	AT20C08A	AT20C16A	AT20R08A	AT20R16A
負載電壓範圍	Operating Voltage [VAC]	24-280VAC	24-280VAC	24-280VAC	24-280VAC
最大負載電流 (25°C)	Max Load Current (25°C)	8A	16A	8A	16A
破壞電壓	Maximum Transient Overvoltage [Vpk]	600	600	600	600
洩露電流	Maximum Off-State Leakage Current @Rated Voltage [mA]	3mA	3mA	3mA	3mA
最大瞬間承受電流	Maximum Surge Current [Adc] (10ms)	80A	160A	80A	160A
動作壓降	Maximum On-State Voltage Drop @ Rated Current [VACrms]	1.5	1.5	1.5	1.5
瞬間電壓變化率	Maximum Off-State dv/dt [V/uSEC]	200	200	200	200

### 輸入規格 INPUT SPECIFICATIONS

品名	Description	AT20C08A	AT20C16A	AT20R08A	AT20R16A
控制電壓範圍	Control Voltage Range	3-32VDC	3-32VDC	3-32VDC	3-32VDC
最小導通電壓	Minimum Turn-on Voltage	2.0	2.0	2.0	2.0
最小關斷電壓	Minimum Turn-off Voltage	1.0	1.0	1.0	1.0
輸入電流	Typical Input Current	15mA	15mA	15mA	15mA
最大動作時間	Maximum Turn-on Time [mSec]	8.3m Sec	8.3m Sec	8.3m Sec	8.3m Sec
最大關斷時間	Maximum Turn-off Time [mSec]	1/2AC cycle	1/2AC cycle	1/2AC cycle	1/2AC cycle

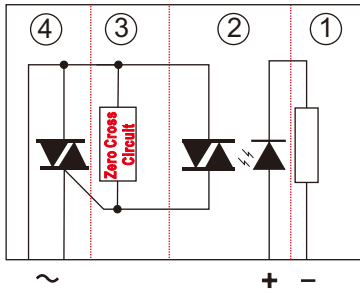
### 一般規格 GENERAL SPECIFICATIONS

品名	Description	AT20C08A	AT20C16A	AT20R08A	AT20R16A
輸入/輸出至外殼絕緣電壓	Dielectric Strength , Input-Output Base ( 50/60Hz)	-	-	-	-
輸入/輸出絕緣電壓	Dielectric Strength , Input-Output ( 50/60Hz)	2500	2500	2500	2500
絕緣電阻	Minimum Insulation Resistance	10 <sup>9</sup> ohm	10 <sup>9</sup> ohm	10 <sup>9</sup> ohm	10 <sup>9</sup> ohm
工作溫度範圍	Ambient Operating Temperature Range	-20°C~+80°C	-20°C~+80°C	-20°C~+80°C	-20°C~+80°C
儲存溫度範圍	Ambient Storage Temperature Range	-40°C~+100°C	-40°C~+100°C	-40°C~+100°C	-40°C~+100°C
觸發方式	Switching Type	Zero Cross	Zero Cross	Random Switching	Random Switching
重量	Weight (g)	12g	12g	12g	12g

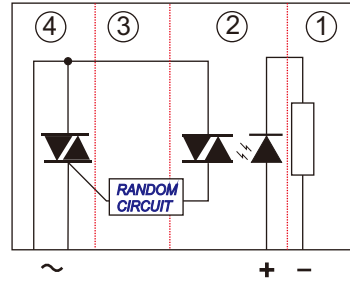
### GENERAL NOTES

- (1) All parameters at 25°C unless otherwise specified
- (2) Dielectric strength and insulation resistance are measured between input and output
- (3) Heat sinking require ,for derating curves see next page.

## 等效電路圖 EQUIVALENT CIRCUIT

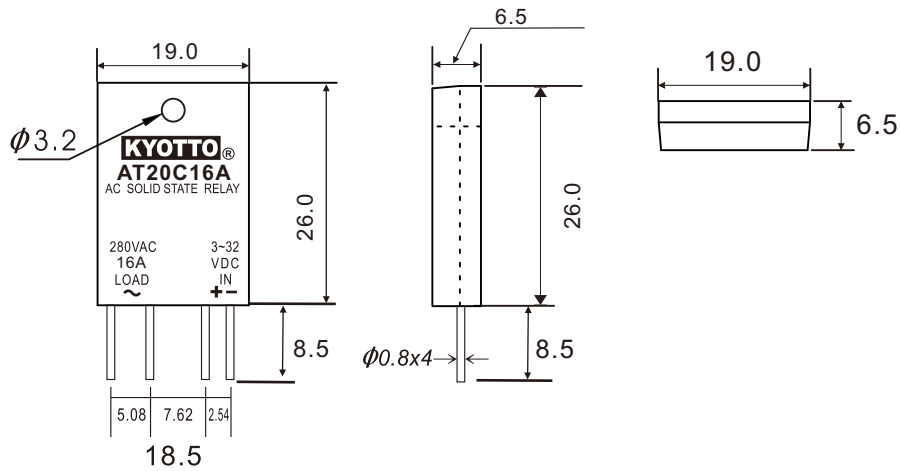


- 1.INPUT CIRCUIT
- 2.PHOTO DETECTOR
- 3.ZERO-CROSS CIRCUIT
- 4.OUTPUT CIRCUIT



- 1.INPUT CIRCUIT
- 2.PHOTO DETECTOR
- 3.RANDOM CIRCUIT
- 4.OUTPUT CIRCUIT

## 外觀尺寸圖 MECHANICAL DIMENSIONS (Unit:mm) ± 0.5mm



## 特性曲線圖 CHARACTERISTIC CURVES

